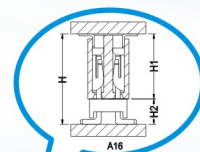
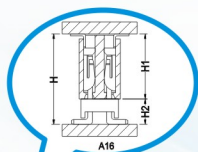


結構選型參考

P.C.Board to P.C Board Interconnection Connector

選型指引 Guideline for choosing the type



1. 選擇您所需的PCB板連接方式 如圖A16 For example, as the picture A16 is your choosing PCB connector way

2. 選擇您所需產品的間距 (0.8/1.0/1.27/2.0/2.54 /3.96/508mm) Choosing your demand pitch

3. 選擇您所需的PIN數(單排1~50P,雙排2~50P) Choosing your demand pin 's number: Single row 1~50 ,double row 2~50P

4. 請確認圖中H/H1/H2的所需求尺寸。(可定制尺寸) Please confirm me the H/H1/H2 size as the picture A08, we can customize the size

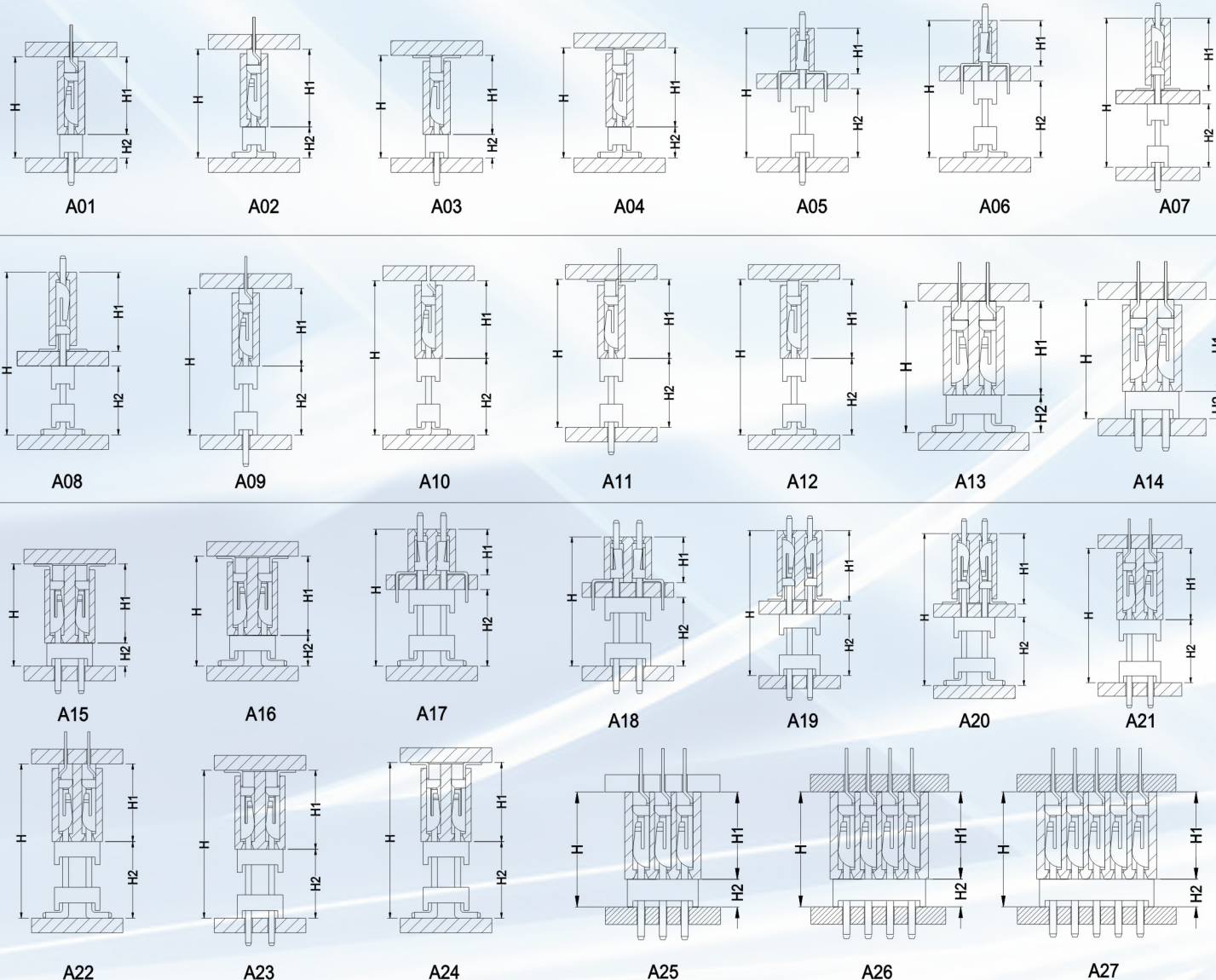
5. 請提出對此產品的其它需求 If you has the other requested, please inform us

6. 將以上數據提供給業務人員, 預計10~20分鐘可提供圖面方案。We will pass the above datesheet to our salesman, it can provide the drawing for approval about 10~20 minutes

7. 確認方案后, 預計3~5天提供樣品及相關測試報告 Once confirmed the drawing, we can provide free samples and the relative testing report within 3~5days

8. 样品确认后, 預計10~15天可交貨。Once confirmed the samples, mass production lead time: 10~15days

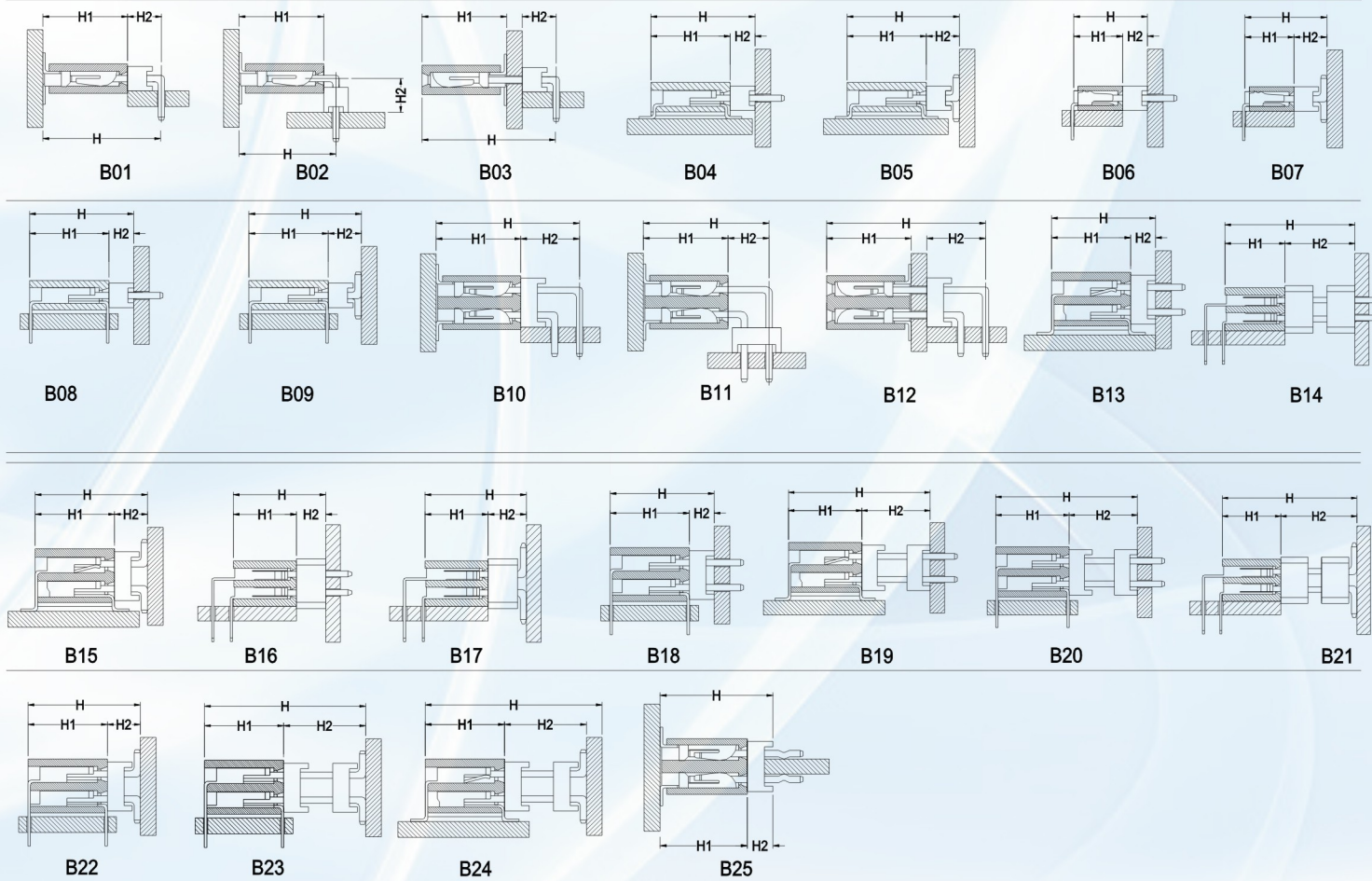
TYPE A(A類)



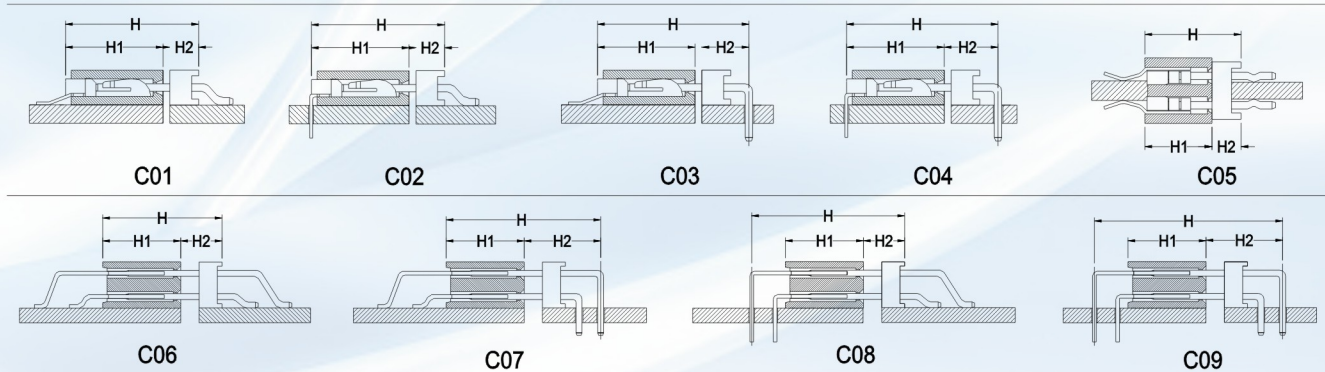
結構選型參考

P.C.Board to P.C Board Interconnection Connector

TYPE B(B 類)



TYPE C(C 類)



TYPE D(D 類)

